

How-to guide

How to apply for 20% off rego through Service Victoria

Published by Department of Government Services May 2026.

Please note: due to ongoing app development, subtle design changes may take place over time. Updates to this guide will be published on the [Service Victoria website](#).



20% off your vehicle registration is available online through Service Victoria.

- Apply in the Service Victoria app or visit service.vic.gov.au/rego-rebate or service.vic.gov.au/services/registration-rebate.
- You can also scan the QR code on posters using your mobile device camera function.

Before you start

- You need to log in or create a Service Victoria account. If you don't have an account, create one at service.vic.gov.au/account.
- When creating an account, you will receive a '**one-time security code**' (six-digits – sent to your email or phone to enter as part of the log-in/create an account process).
- You'll need to create and a **six-digit password** for single sign-on to protect your account.
- Have your registration number, Victorian driver licence number or VicRoads customer number, and bank account details ready.



How to apply

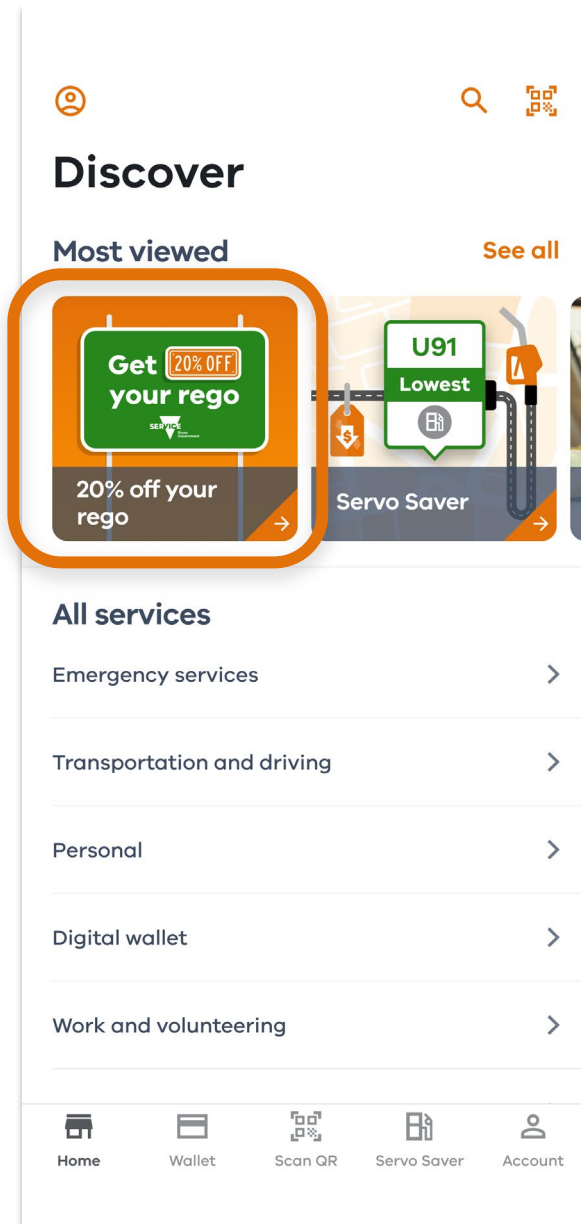
Step 1

Open the Service Victoria app and tap **'20% off your rego'**.

You can also visit

service.vic.gov.au/rego-rebate

or service.vic.gov.au/services/registration-rebate




Step 2

Tap '**Get started**'.

The screenshot shows the SERVICE State Government app interface. At the top, there is a hamburger menu icon and the SERVICE State Government logo. Below this is a prominent orange banner with the text "20% off rego". Underneath the banner, a paragraph states: "You can apply to get a 20% rebate on your personal vehicle registration." This is followed by a section with an alarm clock icon and the text "This takes about 5 mins". Below that is a section titled "What you need to know" containing two bullet points: "Get a rebate on your vehicle registration for the 2025-2026 financial year" and "Most payments are processed within 30 days of lodging your claim, with payments made directly into your bank account. If you've paid your registration after this rebate program started, your payment may take longer." At the bottom of this section are two expandable items: "Before you start" and "FAQ", each with a plus sign icon. A large orange button labeled "Get started" is highlighted with a rounded orange border. At the very bottom of the app screen, it says "Issued by" followed by the VICTORIA State Government logo.

Step 3

Log in or create an account.



Log in

Email

[Forgot your email?](#)

Password

[Forgot your password?](#)

Log in



Create account

Step 4

Check your eligibility.

Select your vehicle type and enter your registration number.

Tap '**Next**'.



20% off rego

- 1
- 2
- 3
- 4
- 5


Check your eligibility

This rebate is available for light passenger vehicles only.


If your work vehicle is in your name, it's eligible for a rebate.

Vehicles registered to organisations aren't eligible.

Select your vehicle type



Car



Motorcycle

For wagons, utes, vans and light trucks under 4.5 tonnes, select 'Car'

Enter your registration number

Maximum six characters. Numbers and letters only.

Next

Back



Step 5

Enter your details.


Enter your full name and Victorian driver licence number or customer number.

Your name must match exactly as it appears on your driver licence or registration.

Tap **'Next'**.



20% off rego



Your details

Enter your details as they appear on your Victorian driver licence or registration. If your licence has an initial for your middle name, don't include it here.

Given name

If you have multiple given names, enter them here. Don't enter your middle name.

Family name

Victorian driver licence or customer number

A customer number is a unique identification number assigned by VicRoads.

Next



Back

Step 6

Enter your bank details.

Payment will be paid to this account.

Tap **'Next'**.



20% off rego

✓ — ✓ — 3 — 4 — 5

Your bank details

Your rebate will be paid into this account. Please ensure that the details are correct.

BSB

Account number

Confirm account number

Account name

Next


Back

Step 7

Review your details.

Check the box to confirm your information is correct.

Tap '**Submit**'.



20% off rego

✓ — ✓ — ✓ — 4 — 5

Review your details

Registration number
ABC123

Vehicle type
Car

Given name
Sam

Family name
Sample

Victorian driver licence
123456789

BSB
083567

Account number
043567231233

Account name
Sam Sample

Potential rebate amount
\$XXX.XX

I declare all information I've given is true and correct
I understand that my information may be checked with other government agencies for the purpose of assessing my application. I understand that providing false or misleading information is an offence under the Road Safety Act 1986 and can result in fines or imprisonment.

Submit

Back

Step 8

Done.

You'll get an email to let you know we've received your application.

Next steps:

- We'll email you to let you know if your application has been approved.
- If approved, most payments are made within 30 days to your nominated bank account.
- If you paid your registration after 1 June 2026, your payment could take longer.

The screenshot shows the Service Victoria mobile app interface. At the top, there is a menu icon and the 'SERVICE State Government' logo. Below this is an orange banner with the text '20% off rego'. Underneath the banner is a progress indicator consisting of five orange circles with white checkmarks, connected by a thin orange line. The main content area features a large green checkmark icon followed by the word 'Done' in bold. Below this, the text 'Application submitted' is displayed in green. A message follows: 'Thanks for applying for a rebate.' Below this message is a white box with an orange border containing the text: 'A confirmation has been emailed to sam.sample@gmail.com'. Further down, the section 'Your Service Victoria transaction reference number' is shown with the value 'SV-ABC-123-123-123'. Below this is the 'Next steps' section, which contains two bullet points: 'We'll email you to let you know if your rebate has been approved.' and 'If you haven't paid your registration for the 2025-2026 financial year yet, we'll review your application when VicRoads has processed your payment.' At the bottom, there is a section titled 'How was your experience?' with two buttons: 'Good' (with a thumbs up icon) and 'Bad' (with a thumbs down icon).